

M A PARIKH SHAH & ASSOCIATES LLP
Chartered Accountants

INDEPENDENT AUDITOR'S REPORT

To
The Members of
Sulakshana Securities Limited

Report on the Audit of Financial Statements

Opinion

1. We have audited the accompanying financial statements of **Sulakshana Securities Limited** ("the company"), which comprise the Balance Sheet as at 31st March, 2023, and the Statement of Profit and Loss (including other comprehensive income), the Statement of Changes in Equity and the Statement of Cash Flows for the year then ended on that date and notes to financial statements including a summary of significant accounting policies and other explanatory information (hereinafter referred to as 'the financial statements').
2. In our opinion and to the best of our information and according to the explanations given to us, the aforesaid financial statements give the information required by the Companies Act, 2013 ('the Act') in the manner so required and give a true and fair view in conformity with the Indian Accounting Standards (Ind AS) prescribed under section 133 of the Act read with the Companies (Indian Accounting Standards) Rules 2015, as amended, and other accounting principles generally accepted in India, of the state of affairs of the company as at 31st March, 2023, the profit and total comprehensive income, changes in equity and its cash flows for the year ended on that date.

Basis for Opinion

3. We conducted our audit of the financial statements in accordance with the Standards on Auditing (SAs) specified under section 143(10) of the Act. Our responsibilities under those Standards are further described in the *Auditor's Responsibilities for the Audit of the Financial Statements* section of our report. We are independent of the company in accordance with the Code of Ethics issued by the Institute of Chartered Accountants of India together with the ethical requirements that are relevant to our audit of the financial statements under the provisions of the Act and the Rules thereunder, and we have fulfilled our other ethical responsibilities in accordance with these requirements and the Code of Ethics. We believe that the audit evidence we have obtained is sufficient and appropriate to provide a basis for our opinion.

Information Other than the financial statements and Auditor's Report Thereon

4. The company's Board of Directors is responsible for the preparation of other information. The other information obtained at the date of this auditor's report is Director's report but does not include the financial statements and our auditor's report thereon.

Our opinion on the financial statements does not cover the other information and we do not express any form of assurance conclusion thereon.



LLPIN: ABZ-8460

M A Parikh Shah & Associates (formerly known as M A Parikh & Co) having partnership firm registration no. B-165353 has been converted from a Firm into Limited Liability Partnership w.e.f. 16th January 2023. B 21-25 Paragon Centre, Pandurang Budhkar Marg, Worli, Mumbai – 400013
Phone: 4073 3000 / 4156 9000- E-MAIL: map@maparikh.co.in

In connection with our audit of the financial statements, our responsibility is to read the other information and, in doing so, consider whether the other information is materially inconsistent with the financial statements or our knowledge obtained in the audit, or otherwise appears to be materially misstated.

If, based on the work we have performed on the other information obtained prior to the date of this report, we conclude that there is a material misstatement of this other information, we are required to report that fact.

We have nothing to report in this regard.

Responsibilities of Management and Those Charged with Governance for the Financial Statements

5. The company's Board of Directors are responsible for the matters stated in section 134(5) of the Act with respect to the preparation of these financial statements that give a true and fair view of the financial position, financial performance, changes in equity and cash flows of the company in accordance with the Ind AS and accounting principles generally accepted in India. This responsibility also includes maintenance of adequate accounting records in accordance with the provisions of the Act for safeguarding of the assets of the company and for preventing and detecting frauds and other irregularities; selection and application of appropriate accounting policies; making judgments and estimates that are reasonable and prudent; and design, implementation and maintenance of adequate internal financial controls, that were operating effectively for ensuring the accuracy and completeness of the accounting records, relevant to the preparation and presentation of the financial statements that give a true and fair view and are free from material misstatement, whether due to fraud or error.

In preparing the financial statements, Board of Directors is responsible for assessing the company's ability to continue as a going concern, disclosing, as applicable, matters related to going concern and using the going concern basis of accounting unless the Board of Directors either intends to liquidate the company or to cease operations, or has no realistic alternative but to do so.

Those Board of Directors are also responsible for overseeing the company's financial reporting process.

Auditor's Responsibilities for the Audit of the Financial Statements

6. Our objectives are to obtain reasonable assurance about whether the financial statements as a whole are free from material misstatement, whether due to fraud or error, and to issue an auditor's report that includes our opinion. Reasonable assurance is a high level of assurance, but is not a guarantee that an audit conducted in accordance with SAs will always detect a material misstatement when it exists. Misstatements can arise from fraud or error and are considered material if, individually or in the aggregate, they could reasonably be expected to influence the economic decisions of users taken on the basis of these financial statements.



As part of an audit in accordance with SAs, we exercise professional judgment and maintain professional skepticism throughout the audit. We also:

- Identify and assess the risks of material misstatement of the financial statements, whether due to fraud or error, design and perform audit procedures responsive to those risks, and obtain audit evidence that is sufficient and appropriate to provide a basis for our opinion. The risk of not detecting a material misstatement resulting from fraud is higher than for one resulting from error, as fraud may involve collusion, forgery, intentional omissions, misrepresentations, or the override of internal control.
- Obtain an understanding of internal financial control relevant to the audit in order to design audit procedures that are appropriate in the circumstances. Under section 143(3)(i) of the Companies Act, 2013, we are also responsible for expressing our opinion on whether the company has adequate internal financial controls system in place and the operating effectiveness of such controls.
- Evaluate the appropriateness of accounting policies used and the reasonableness of accounting estimates and related disclosures made by management.
- Conclude on the appropriateness of management's use of the going concern basis of accounting and, based on the audit evidence obtained, whether a material uncertainty exists related to events or conditions that may cast significant doubt on the company's ability to continue as a going concern. If we conclude that a material uncertainty exists, we are required to draw attention in our auditor's report to the related disclosures in the financial statements or, if such disclosures are inadequate, to modify our opinion. Our conclusions are based on the audit evidence obtained up to the date of our auditor's report. However, future events or conditions may cause the company to cease to continue as a going concern.
- Evaluate the overall presentation, structure and content of the financial statements, including the disclosures, and whether the financial statements represent the underlying transactions and events in a manner that achieves fair presentation.

Materiality is the magnitude of misstatements in the financial statements that, individually or in aggregate, makes it probable that the economic decisions of a reasonably knowledgeable user of the financial statements may be influenced. We consider quantitative materiality and qualitative factors in (i) planning the scope of our audit work and in evaluating the results of our work; and (ii) to evaluate the effect of any identified misstatements in the financial statements.

We communicate with those charged with governance regarding, among other matters, the planned scope and timing of the audit and significant audit findings, including any significant deficiencies in internal control that we identify during our audit.

We also provide those charged with governance with a statement that we have complied with relevant ethical requirements regarding independence, and to communicate with them all relationships and other matters that may reasonably be thought to bear on our independence, and where applicable, related safeguards



Report on Other Legal and Regulatory Requirements

7. As required by the Companies (Auditor's Report) Order, 2020 ("the Order"), issued by the Central Government of India in terms of section 143(11) of the Act, we give in the **Annexure "A"** a statement on the matters specified in paragraphs 3 and 4 of the Order.
8. As required by section 143(3) of the Act, we report that:
- (a) We have sought and obtained all the information and explanations which to the best of our knowledge and belief were necessary for the purpose of our audit;
 - (b) In our opinion proper books of account as required by law have been kept by the company so far as appears from our examination of those books;
 - (c) The Balance Sheet, the Statement of Profit and Loss (including Other Comprehensive Income), Statement of Changes in Equity and the Cash Flow Statement dealt with this report are in agreement with the books of account;
 - (d) In our opinion, the aforesaid financial statements comply with the Ind AS specified under Section 133 of the Act, read with Rule 7 of the Companies (Accounts) Rules, 2014
 - (e) On the basis of the written representations received from the directors taken on record by the Board of Directors, none of the directors are disqualified as on 31st March 2023, from being appointed as a director in terms of Section 164(2) of the Act;
 - (f) With respect to adequacy of internal financial controls over financial reporting of the company and operating effectiveness of such controls, refer to our separate report given in **Annexure "B"**. Our report expresses an unmodified opinion on the adequacy and operating effectiveness of the company's internal financial controls over financial reporting;
 - (g) With respect to the other matters to be included in the Auditor's Report in accordance with the requirements of section 197(16) of the Act, as amended:

In our opinion and to the best of our information and according to the explanations given to us, the company has not paid any remuneration to its directors during the year

- (h) With respect to the other matters to be included in the Auditor's Report in accordance with the Rule 11 of the Companies (Audit and Auditors) Rules, 2014 (as amended), in our opinion and to the best of our information and according to the explanations given to us:
 - (i) The company has disclosed the impact of pending litigations as on 31st March, 2023 on its financial position in its audited financial statements. Reference is drawn to note no. 29 of the audited financial statements.
 - (ii) The company did not have any long-term contracts including derivative contracts for which there were any material foreseeable losses.
 - (iii) There are no amounts which were required to be transferred to the Investor Education and Protection Fund.



- (iv) (a) The management has represented that, to the best of its knowledge and belief, no funds have been advanced or loaned or invested by the company to or in any other person(s) or entities, including foreign entities ("Intermediaries"), with the understanding that the intermediary shall whether directly or indirectly lend or invest in other persons or entities identified in any manner by or on behalf of the company ("Ultimate Beneficiaries") or provide any guarantee, security or the like on behalf of ultimate beneficiaries.
- (b) The management has represented that, to the best of its knowledge and belief, no funds have been received by the company from any person(s) or entities including foreign entities ("Funding Parties") with the understanding that such company shall whether, directly or indirectly, lend or invest in other persons or entities identified in any manner whatsoever by or on behalf of the funding party (ultimate beneficiaries) or provide guarantee, security or the like on behalf of the Ultimate beneficiaries.

Based on such audit procedures that we considered reasonable and appropriate in the circumstances, nothing has come to our notice that has caused us to believe that the representations under sub-clause (a) and (b) contain any material misstatement.

- (iv) The company has not declared or paid dividend during the year. Hence, the requirement of commenting on compliance with section 123 of the Companies Act, 2013 does not arise.
- (v) As proviso to Rule 3(1) of the Companies (Accounts) Rules, 2014 is applicable from 1st April, 2023, reporting under clause (g) of Rule 11 of the Companies (Audit and Auditors) Rules, 2014 is not applicable for the year.

For M A Parikh Shah & Associates LLP
Chartered Accountants
Firm's Registration No. 107556W / W100897



Dhaval B. Selwadia
Partner
Membership No. 100023
UDIN: 23100023BGWNFJ6093



Place: Mumbai,
Date: 10th May, 2023

Sulakshana Securities Limited

Annexure – A to the Independent Auditors' Report for the year ended 31st March, 2023

[Referred to in point 7 under the heading "Report on other legal and regulatory requirements" of our report of even date]

- (i) In respect of property, plant and equipment (PPE) and intangible assets
 - (a) The company does not own any PPE and intangible assets. Therefore, clauses (i)(a)A, (i)(a)(B), and (i)(b) of paragraph 3 of the Order are not applicable to the company.
 - (b) According to the information and explanations given to us and the records examined by us and based on the examination of the registered sale deed / transfer deed / conveyance deed / BIFR order provided to us, we report that, the title deeds, comprising of the immovable property of building is held in the name of the company as at the balance sheet date.
 - (c) Based on the information and explanations furnished to us, no proceedings have been initiated on or are pending against the company for holding benami property under the Prohibition of Benami Property Transactions Act, 1988 and Rules made thereunder, and therefore the question of our commenting on whether the company has appropriately disclosed the details in its financial statements does not arise.
- (ii) (a) The company does not hold any inventory. Therefore, clause (ii)(a) of paragraph 3 of the Order is not applicable to the company.
- (b) The company has not been sanctioned working capital limits in excess of five crore rupees, in aggregate, at any point of time during the year, from banks or financial institutions on the basis of security of current assets. Therefore, clause (ii)(b) of paragraph 3 of the Order is not applicable to the company.
- (iii) The company has not made investments in, provided guarantees or security or granted any loans or advances in the nature of loan, secured or unsecured, to companies, firms, limited liability partnerships or other parties. Therefore, clauses (iii)(a), (iii)(b), (iii)(c), (iii)(d), (iii)(e) and (iii)(f) of paragraph 3 of the Order are not applicable to the company.
- (iv) The company has not granted any loans or provided guarantees or security covered under section 185 and section 186 of the Act. Investments in units of mutual fund do not get covered by the provisions of Section 186 of the Act. Therefore, clause (iv) of paragraph 3 of the Order is not applicable to the company.
- (v) In our opinion and according to the information and explanations given to us, the company has not accepted any deposits. Therefore, question of reporting compliance with directive issued by the Reserve Bank of India and the provisions of sections 73 to 76 or any other relevant provisions of the Act and rules framed thereunder does not arise. We are informed that no order relating to the company has been passed by the company Law Board or National company Law Tribunal or Reserve Bank of India or any Court or any other Tribunal.
- (vi) The Central Government has not prescribed maintenance of cost records under section 148 (1) of the Act for the activities carried out by the company. Therefore, clause (vi) of paragraph 3 of the Order is not applicable to the company.



(vii) In respect of statutory dues:

- (a) According to the information and explanations given to us and on the basis of our examination of records of the company, in respect of amounts deducted / accrued in the books of accounts, the company has been regular in depositing the undisputed statutory dues including income-tax, goods and service tax and any other statutory dues, as applicable to the company, during the year with the appropriate authorities. There are no undisputed amounts payable in respect of the said statutory dues, outstanding as at 31st March, 2023 for a period of more than six months from the date they became payable.

As explained to us, the company did not have any dues on account of provident fund, employees' state insurance, sales tax, duty of custom, duty of excise, value added tax and cess.

- (b) According to the information and explanations given to us, following are the details of disputed statutory dues not deposited.

Name of the Statutes	Nature of the dues	Disputed amount (Rs. in Lakhs)	Period to which it relates	Forum where the dispute is pending
The Income Tax Act, 1961	Income Tax	8.42	F.Y. 2013-2014	Commissioner of Income Tax (Appeals), Mumbai

Except for the same, the company does not have any disputed dues of sales tax, service tax, goods and service tax, duty of custom, duty of excise, valued added tax and cess.

- (viii) According to the information and explanations given to us and on the basis of our examination of records of the company, there were no transactions relating to previously unrecorded income that have been surrendered or disclosed as income in the income tax assessment under the Income Tax Act, 1961.
- (ix) The company has not taken any loans or borrowings from bank, financial institution and government. Therefore, clauses (ix)(a), (ix)(b), (ix)(c), (ix)(d), (ix)(e) and (ix)(f) of paragraph 3 of the Order are not applicable to the company.
- (x) (a) The company did not raise any money by way of initial public offer or further public offer (including debt instruments). Therefore, clause (x)(a) of paragraph 3 of the Order is not applicable to the company.
- (c) According to the information and explanation given to us, the company has not made any preferential allotment or private placement of shares or convertible debentures (fully, partly or optionally convertible) during the year. Therefore, clause (x)(b) of paragraph 3 of the Order is not applicable to the company.



- (xi) (a) During the course of our examination of the books of account and records of the company, carried out in accordance with generally accepted auditing practices in India and according to information and explanation given to us, no fraud by the company and no fraud on the company has been noticed or reported during the year.
- (b) In view of our comments in clause (a) above, no report in under sub-section (12) of section 143 of the Act was required to be filed in Form ADT-4 as prescribed under Rule 13 of Companies (Audit and Auditors) Rules, 2014 with the Central Government, during the year and upto the date of this report.
- (c) The provisions of section 177(9) of the Act does not require company to establish whistle-blower mechanism. Further, SEBI (Listing Obligations and Disclosure Requirements) Regulations, 2015 are also not applicable to the company. Therefore, clause (xi)(c) of paragraph 3 of the Order is not applicable to the company.
- (xii) The company is not a Nidhi company. Therefore, clause (xii) of paragraph 3 of the Order is not applicable to the company.
- (xiii) According to the information and explanations given to us and based on our examination of the records of the company, the company has not entered into any transaction, as prescribed under section 188 of the Act. Further, the provisions of section 177 of the Act as regards Audit Committee are not applicable. Therefore, clause (xiii) of paragraph 3 of the Order is not applicable to the company.
- (xiv) Provisions of section 138 of the Act with regards to formal internal audit system are not applicable to the company. Therefore, clauses (xiv)(a) and (xiv)(b) of paragraph 3 of the Order are not applicable to the company.
- (xv) In our opinion and according to the information and explanations given to us, during the year, the company has not entered into any non-cash transactions with directors or persons connected with the directors. Therefore, clause (xv) of paragraph 3 of the Order is not applicable to the company.
- (xvi) (a) The company is not required to be registered under section 45-IA of the Reserve Bank of India Act, 1934. Therefore, clauses (xvi)(a), (xvi)(b) and (xvi)(c) of paragraph 3 of the Order are not applicable to the company.
- (b) As per the information and explanation given to us, there are no core investment company within the Group (as defined in the Core Investment Companies (Reserve Bank) Directions, 2016) and accordingly reporting under clause (xvi)(d) of the Order is not applicable.
- (xvii) The company has not incurred any cash loss in the financial year and immediately preceding financial year.
- (xviii) There has been no resignation of the statutory auditors during the year.



- (xix) In our opinion and on the basis of the financial ratios, ageing and expected dates of realization of financial assets and payment of financial liabilities, other information accompanying the financial statements and our knowledge of the board of directors and management plans, and based on our examination of the evidence supporting the assumption, nothing has come to our attention, which causes us to believe that any material uncertainty exist as on the date of audit report indicating that the company is not capable of meeting its liabilities existing as at the date of balance sheet as and when they fall due within a period of one year from the balance sheet. We, however state that this is not an assurance as to future viability of the company. We further state that our reporting is based on the facts upto the date of the audit report and we neither give any guarantee nor any assurance that all liabilities falling due within a period of one year from the balance sheet date, will get discharged by the company as and when they fall due.
- (xx) Provisions of section 135 of the Act are not applicable to the company. Therefore, clauses (xx)(a) and clause (xx)(b) of paragraph 3 of the Order are not applicable to the company.

For M A Parikh Shah & Associates LLP
Chartered Accountants
Firm's Registration No. 107556W / W100897



Dhaval B. Selwadia
Partner
Membership No. 100023
UDIN: 23100023BGWNFJ6093



Place: Mumbai,
Date: 10th May, 2023

Annexure – B to the Independent Auditors' Report for the year ended 31st March, 2023

[Referred to in paragraph 8(f) under the heading "Report on other legal and regulatory requirements" of our report of even date]

Report on the Internal Financial Controls with reference to financial statements under section 143(3)(i) of the Companies Act, 2013 ("the Act")

Opinion

We have audited the internal financial controls over financial reporting of **Sulakshana Securities Limited** ("the company"), as of 31st March, 2023, in conjunction with our audit of the financial statements of the company for the year ended on that date.

In our opinion, to the best of our information and according to the explanations given to us, the company has, in all material respects, an adequate internal financial controls system over financial reporting and such internal financial controls over financial reporting were operating effectively as at 31st March, 2023, based on the internal control over financial reporting criteria established by the company considering the essential components of internal control stated in the Guidance Note on Audit of Internal Financial Controls Over Financial Reporting issued by the Institute of Chartered Accountants of India.

Management's Responsibility for Internal Financial Controls

The company's management is responsible for establishing and maintaining internal financial controls based on the internal control over financial reporting criteria established by the company considering the essential components of internal control stated in the Guidance Note on Audit of Internal Financial Controls over Financial Reporting ("the Guidance Note"), issued by ICAI. These responsibilities include the design, implementation and maintenance of adequate internal financial controls that were operating effectively for ensuring the orderly and efficient conduct of its business, including adherence to company's policies, the safeguarding of its assets, the prevention and detection of frauds and errors, the accuracy and completeness of the accounting records, and the timely preparation of reliable financial information, as required under the Act.

Auditors' Responsibility

Our responsibility is to express an opinion on the company's internal financial controls over financial reporting with reference to financial statements based on our audit. We conducted our audit in accordance with the Guidance Note on Audit of Internal Financial Controls over Financial Reporting (the "Guidance Note") issued by ICAI and the Standards on Auditing prescribed under Section 143(10) of the Companies Act, 2013, to the extent applicable to an audit of internal financial controls with reference to financial statement. Those Standards and the Guidance Note require that we comply with ethical requirements and plan and perform the audit to obtain reasonable assurance about whether adequate internal financial controls over financial reporting with reference to financial statements was established and maintained and if such controls operated effectively in all material respects.

Our audit involves performing procedures to obtain audit evidence about the adequacy of the internal financial controls system over financial reporting and their operating effectiveness. Our audit of internal financial controls over financial reporting included obtaining an understanding of internal financial controls over financial reporting, assessing the risk that a material weakness exists, and testing and evaluating the design and operating effectiveness of internal control based on the assessed risk. The procedures selected depend on the auditor's judgment, including the assessment of the risks of material misstatement of the financial statements, whether due to fraud or error.



We believe that the audit evidence we have obtained is sufficient and appropriate to provide a basis for our audit opinion on the internal financial controls system over financial reporting with reference to financial statements

Meaning of Internal Financial Controls over Financial Reporting

A company's internal financial controls with reference to financial statements is a process designed to provide reasonable assurance regarding the reliability of financial reporting and the preparation of financial statements for external purposes in accordance with generally accepted accounting principles. A company's internal financial controls with reference to financial statements includes those policies and procedures that (1) pertain to the maintenance of records that, in reasonable detail, accurately and fairly reflect the transactions and dispositions of the assets of the company; (2) provide reasonable assurance that transactions are recorded as necessary to permit preparation of financial statements in accordance with generally accepted accounting principles, and that receipts and expenditures of the company are being made only in accordance with authorisations of management and directors of the company; and (3) provide reasonable assurance regarding prevention or timely detection of unauthorised acquisition, use, or disposition of the company's assets that could have a material effect on the financial statements.

Inherent Limitations of Internal Financial Controls over Financial Reporting

Because of the inherent limitations of internal financial controls with reference to financial statements, including the possibility of collusion or improper management override of controls, material misstatements due to error or fraud may occur and not be detected. Also, projections of any evaluation of the internal financial controls with reference to financial statements to future periods are subject to the risk that the internal financial controls with reference to financial statements may become inadequate because of changes in conditions, or that the degree of compliance with the policies or procedures may deteriorate.

For M A Parikh Shah & Associates LLP
Chartered Accountants
Firm's Registration No. 107556W / W100897

Dhaval B. Selwadia
Partner
Membership No. 100023
UDIN: 23100023BGWNFJ6093



Place: Mumbai,
Date: 10th May, 2023

Particulars	Note no.	As at 31st March, 2023	As at 31st March, 2022
ASSETS			
Non-current assets			
Investment property	3	1,181.11	1,209.32
Financial assets			
i. Investments	4	106.22	-
ii. Other financial assets	5	0.55	0.55
Other non-current assets	6	71.00	3.54
Total non-current assets		1,358.88	1,213.41
Current assets			
Financial assets			
i. Trade receivables	7	-	15.00
ii. Cash and cash equivalents	8	94.32	4.31
iii. Bank balances other than (ii) above	8	1,500.12	1,502.27
iv. Loans	9	-	50.88
v. Other financial assets	10	44.68	323.62
Current tax assets (net)	11	71.09	4.10
Other current assets	12	7.59	0.12
Total current assets		1,717.80	1,900.31
Total assets		3,076.68	3,113.72
EQUITY AND LIABILITIES			
Equity			
Equity share capital	13	15.00	15.00
Other equity	14	1,449.60	1,061.42
Total equity		1,464.60	1,076.42
Non-current liabilities			
Financial liabilities			
Borrowings	15	-	451.59
Deferred tax liabilities (net)	16	18.20	0.80
Total non-current liabilities		18.20	452.39
Current liabilities			
Financial liabilities			
i. Borrowings	17	171.86	240.00
ii. Trade payables	18		
- Total outstanding dues of micro enterprises and small enterprises		-	-
- Total outstanding dues of creditors other than micro enterprises and small enterprises		1.35	1.22
iii. Other financial liabilities	19	228.02	159.99
Other current liabilities	20	1,192.65	1,183.70
Total current liabilities		1,593.88	1,584.91
Total equity and liabilities		3,076.68	3,113.72
Summary of significant accounting policies	2		
Refer accompanying notes. These notes are an integral part of the financial statements	1 to 35		

As per our report of even date attached

For M A Parikh Shah & Associates LLP
Chartered Accountants
Firm Registration No : 107556W / W100897

Dhaval B. Selwadia

Dhaval B. Selwadia
Partner
Membership no. 100023

Place : Mumbai
Date : 10-05-2023



For and on behalf of the Board of Directors

Anish Ganatra

Anish Ganatra
Director
DIN: 10074681

Place : Mumbai
Date : 10-05-2023

M. D. Pandya

M. D. Pandya
Director
DIN: 00087976



Particulars		Note no.	For the year ended 31st March, 2023	For the year ended 31st March, 2022
I	INCOME			
II	Revenue from operations	21	622.07	434.95
III	Other income	22	20.60	17.98
IV	Total income		642.67	452.93
V	Expenses			
	Finance costs	23	60.51	58.20
	Amortisation expense	3	28.20	28.20
	Other expenses	24	49.04	25.18
	Total expenses		137.75	111.58
VI	Profit before tax (IV)-(V)		504.92	341.35
VII	Tax expense			
	Current tax	16	99.33	82.54
	Deferred tax charge /(credit)	16	17.40	(5.75)
			116.73	76.79
VIII	Profit for the year (VI)-(VII)		388.19	264.55
IX	Other comprehensive income			
	(a) (i) Items that will not be reclassified to profit or loss		-	-
	(ii) Income tax relating to items that will not be reclassified to profit or loss		-	-
	(b) (i) Items that will be reclassified to profit or loss		-	-
	(ii) Income Tax relating to items that will be reclassified to profit or loss		-	-
	Total other comprehensive income			-
X	Total comprehensive income for the year (VIII)-(IX)		388.19	264.55
XI	Earnings per equity share (face value of Rs. 10 each) Basic and diluted (Rs.)	32	258.79	176.37
Summary of significant accounting policies Refer accompanying notes. These notes are an integral part of the financial statements		2 1 to 35		

As per our report of even date attached

For M A Parikh Shah & Associates LLP

Chartered Accountants

Firm Registration No : 107556W / W100897

Dhaval B. Selwadia

Partner

Membership no. 100023



Place : Mumbai

Date : 10-05-2023

For and on behalf of the Board of Directors**Anish Ganatra**

Director

DIN: 10074681

M. D. Pandya

Director

DIN: 00087976

Place : Mumbai

Date : 10-05-2023



Sulakshana Securities Limited
Cash Flow Statement for the year ended 31st March, 2023
CIN : U67120MH1995PLC085469
All amounts are in INR (Lakhs) otherwise stated

Particulars	For the year ended 31st March, 2023	For the year ended 31st March, 2022
A. Cash flow from operating activities		
Profit before tax	504.92	341.35
Adjustments for:		
Interest income	(18.82)	(13.57)
Gain on redemption of investments	(0.10)	-
Net gain on investments measured at fair value through profit and loss	(1.33)	(4.41)
Provision for expected credit loss on receivable written-back	(0.35)	-
Amortisation expense	28.20	28.20
Finance cost	60.51	58.20
Operating profit before working capital changes	573.03	409.76
<u>Movements in working capital:</u>		
Change in trade receivable	15.35	(15.00)
Change in financial assets	333.57	(333.57)
Change in other assets	(74.93)	7.64
Change in trade payable	0.13	(0.02)
Changes in financial liabilities	68.03	-
Change in other liabilities	8.95	96.41
Cash generated from operations	924.12	165.23
Income taxes paid	(166.31)	(25.38)
Net cash generated from operating activities	757.81	139.85
B. Cash flows from investing activities		
Bank balances not considered as cash and cash equivalents	2.15	(223.47)
(Purchase) / Redemption of mutual funds units	(104.79)	144.59
Interest income	15.08	13.55
Net cash (used in) investing activities	(87.56)	(65.32)
C. Cash flows from financing activities		
Repayments of borrowings (net)	(580.24)	(75.00)
Net cash (used in) financing activities	(580.24)	(75.00)
Net increase / (decrease) in cash and cash equivalents (A+B+C)	90.01	(0.47)
Cash and cash equivalents at the beginning of the year	4.31	4.78
Cash and cash equivalents at the end of the year	94.32	4.31
Break up of cash and cash equivalents		
Balances with banks	94.29	4.28
Cash on hand	0.03	0.03
	94.32	4.31
Summary of significant accounting policies	2	
Refer accompanying notes. These notes are an integral part of the financial statements	1 to 35	

The above Cash Flow Statement has been prepared under the 'Indirect Method' as set out in the Ind AS 7, "Statement of Cash Flows" as notified under Companies (Accounts) Rules, 2015.

As per our report of even date attached

For M A Parikh Shah & Associates LLP
Chartered Accountants
Firm Registration No : 107556W / W100897

Dhaval B. Selwadia

Dhaval B. Selwadia
Partner
Membership no. 100023



Place : Mumbai
Date : 10-05-2023

For and on behalf of the Board of Directors

Anish Ganatra

Anish Ganatra
Director
DIN: 10074681

M. D. Pandya

M. D. Pandya
Director
DIN: 00087976



Place : Mumbai
Date : 10-05-2023

Sulakshana Securities Limited
Statement of Changes in Equity for the year ended 31st March, 2023
CIN : U67120MH1995PLC085469
All amounts are in INR (Lakhs) otherwise stated, except equity share data

A. Equity share capital

Particulars	Balance at the beginning of the reporting period	Changes in equity share capital due to prior period errors	Restated balance at the beginning of the reporting period	Changes in equity share capital during the year	Balance at the end of the reporting period
Year ended 31st March, 2023					
No. of shares	150,000	-	150,000	-	150,000
Amount	15.00	-	15.00	-	15.00
Year ended 31st March, 2022					
No. of shares	150,000	-	150,000	-	150,000
Amount	15.00	-	15.00	-	15.00

B. Other equity

Particulars	Reserves and Surplus		Other comprehensive income	Total
	Retained earnings	Other reserve - Deemed contribution from parent company		
Balance as at 1st April, 2021	(18.68)	815.54	-	796.86
Profit for the year	264.55	-	-	264.55
Balance at 1st April, 2022	245.88	815.54	-	1,061.42
Profit for the year	388.19	-	-	388.19
Balance at 31st March, 2023	634.07	815.54	-	1,449.61

As per our report of even date attached

For M A Parikh Shah & Associates LLP
Chartered Accountants
Firm Registration No : 107556W / W100897

Dhaval B. Selwadia

Dhaval B. Selwadia
Partner
Membership no. 100023



Place : Mumbai
Date : 10-05-2023

For and on behalf of the Board of Directors

Anish Ganatra

Anish Ganatra
Director
DIN: 10074681

M. D. Pandya

M. D. Pandya
Director
DIN: 00087976

Place : Mumbai
Date : 10-05-2023



- 1** The company is a wholly owned subsidiary of Navin Flourine International Limited (the Parent company), is a public limited company, incorporated under the provisions of the Companies Act, 1956. The company own immovable properties, held as 'investment properties' and are given on rentals.

The functional and presentation currency of the company is Indian Rupee (INR) and all the values are rounded to nearest INR lakhs, except when otherwise indicated. INR is also the currency of the primary economic environment in which the company operates.

The company's financial statements were authorised for issue in accordance with a resolution of the Board of Directors on 10th May, 2023 in accordance with the provisions of the Companies Act, 2013 and are subject to the approval of the shareholders at the Annual General Meeting.

This note provides a list of the significant accounting policies adopted by the company in the preparation of the financial statements. These policies have been consistently applied to all the years presented, unless otherwise stated.

2 Significant accounting policies

2.1 Statement of compliance

The financial statements comply in all material aspects with Indian Accounting Standards ("Ind AS") notified under Section 133 of the Companies Act, 2013 (the Act) [Companies (Indian Accounting standards) Rules, 2015 and other relevant provisions of the Act

2.2 Basis of preparation and presentation

The financial statements have been prepared on the historical cost basis except for certain financial instruments and financial assets & liabilities.

2.3 Current and non-current classification

All assets and liabilities have been classified as current or non-current as per the company's normal operating cycle and other criteria set out in the Division II of Schedule III to the Act. Based on the nature of products and the time between acquisition of assets for processing and their realisation in cash and cash equivalents, the company has ascertained its operating cycle as 12 months for the purpose of current and non-current classification of assets and liabilities.

2.4 Leases [as a lessor]

Lease income from operating leases where the company is a lessor is recognised as income on a straight-line basis over the lease term unless the receipts are structured to increase in line with expected general inflation to compensate for the expected inflationary cost increases. The respective leased assets are included in the balance sheet based on their nature.

2.5 Income taxes

The income tax expense or credit for the period is the tax payable on the current period's taxable income based on the applicable income tax rate, adjusted by changes in deferred tax assets and liabilities attributable to temporary differences and to unused tax losses. Tax expenses comprises of current tax and deferred tax.

Current tax

The current income tax charge is calculated on the basis of the tax laws enacted or substantively enacted at the end of the reporting period. Management periodically evaluates positions taken in tax returns with respect to situations in which applicable tax regulation is subject to interpretation. It establishes provisions where appropriate on the basis of amounts expected to be paid to the tax authorities.



Deferred Tax

Deferred income tax is provided in full, using the liability method, on temporary differences arising between the tax bases of assets and liabilities and their carrying amounts in the financial statements at the balance sheet date. Deferred income tax is determined using tax rates (and laws) that have been enacted or substantially enacted by the Balance Sheet date and are expected to apply when the related deferred income tax asset is realised or the deferred income tax liability is settled.

Deferred tax assets are recognised for all deductible temporary differences and unused tax losses only if it is probable that future taxable amounts will be available to utilise those temporary differences and losses.

Deferred tax assets and liabilities are offset when there is a legally enforceable right to offset current tax assets and liabilities and when the deferred tax balances relate to the same taxation authority. Current tax assets and tax liabilities are offset where the entity has a legally enforceable right to offset and intends either to settle on a net basis, or to realise the asset and settle the liability simultaneously.

Recognition

Current and deferred tax is recognised in profit or loss, except to the extent that it relates to items recognised in other comprehensive income or directly in equity. In this case, the tax is also recognised in other comprehensive income or directly in equity, respectively.

2.6 Investment properties

All items of property are stated at historical cost less depreciation. Historical cost includes expenditure that is directly attributable to the acquisition of the items.

Subsequent costs are included in the carrying amount of asset or recognised as a separate asset, as appropriate, only when it is probable that future economic benefits associated with the item will flow to the company and the cost of the item can be measured reliably. All other repairs and maintenance expenses are charged to the Statement of Profit and Loss during the period in which they are incurred. Gains or losses arising on retirement or disposal of assets are recognised in the Statement of Profit and Loss.

Depreciation on investment properties has been provided on the straight-line method as per the useful life prescribed in Schedule II to the Act.

2.7 Impairment of assets

The carrying amounts of assets are reviewed at each Balance Sheet date to assess if there is any indication of impairment based on internal/external factors. For the purposes of assessing impairment, the smallest identifiable group of assets that generates cash inflows from continuing use that are largely independent of the cash inflows from other assets or group of assets, is considered as a cash generating unit. An impairment loss on such assessment will be recognised wherever the carrying amount of an asset/cash generating unit exceeds its recoverable amount. The recoverable amount of the asset/ cash generating unit is fair value less costs of disposal or value in use, whichever is higher. While assessing value in use, the estimated future cash flows are discounted to the present value by using weighted average cost of capital. A previously recognised impairment loss is reversed depending on changes in the circumstances and to the extent that carrying amount of the assets does not exceed the carrying amount that would have been determined if no impairment loss had previously been recognised.

2.8 Cash and cash equivalents

For the purpose of presentation in the statement of cash flows, cash and cash equivalents includes cash on hand, deposits held at call with financial institutions, other short-term, highly liquid investments with original maturities of three months or less that are readily convertible to known amounts of cash and which are subject to an insignificant risk of changes in value.



2.9 Borrowing cost

General and specific borrowing costs that are directly attributable to the acquisition, construction or production of a qualifying asset are capitalised during the period of time that is required to complete and prepare the asset for its intended use or sale. Qualifying assets are assets that necessarily take a substantial period of time to get ready for their intended use or sale. All other borrowing costs are expensed in the period in which they are incurred.

2.10 Earnings per share

Basic earnings per share is computed by dividing the net profit for the period attributable to the equity shareholders of the company by the weighted average number of equity shares outstanding during the period.

For the purpose of calculating diluted earnings per share, the net profit for the period attributable to equity shareholders and the weighted average number of shares outstanding during the period is adjusted for the effects of all dilutive potential equity shares.

2.11 Provisions and contingencies

Provisions are recognized when there is a present obligation (legal and constructive) as a result of a past event, it is probable that cash outflow of resources embodying economic benefits will be required to settle the obligation and there is a reliable estimate can be made of the amount of the obligation. When a provision is measured using cash flow estimated to settle the present obligation, its carrying amount is the present value of those cash flows (when the effect of the time value of money is material). The discount rate used to determine the present value is pre-tax rate that reflects current market assessments of the time value of money and the risks specific to the ability. The increase in the provision due to the passage of time is recognised as interest expense.

Contingent liabilities are disclosed when there is a possible obligation arising from past events, the existence of which will be confirmed only by the occurrence or non-occurrence of one or more uncertain future events not wholly within the control of the company or a present obligation that arises from past events where it is either not probable that an outflow of resources will be required to settle the obligation or a reliable estimate of the amount cannot be made. A Contingent asset is disclosed, where an inflow of economic benefits is probable.

2.12 Financial Instruments

Initial recognition

All financial instruments are recognized initially at fair value. Transaction costs that are attributable to the acquisition of the financial asset (other than financial assets recorded at fair value through profit or loss) are included in the fair value of the financial assets. Purchase or sales of financial assets that require delivery of assets within a time frame established by regulation or convention in the market place (regular way trade) are recognized on trade date. While, loans and borrowings and payables are recognized net of directly attributable transaction costs.

Classification of financial assets

Financial assets are classified as 'equity instrument' if it is a non-derivative and meets the definition of 'equity' for the issuer. All other non-derivative financial assets are 'debt instrument'.

Subsequent measurement

The classification of financial instruments depends on the objective of the business model for which it is held. Management determines the classification of its financial instruments at initial recognition.



Non-derivative financial assets:

Financial assets at amortised cost and the effective interest method

Debt instruments shall be measured at amortised cost if both of the following conditions are met:

- (i) the asset is held within a business model whose objective is to hold financial assets in order to collect contractual cash flows and selling assets;
- (ii) the contractual terms of the financial asset give rise on specified dates to cash flows that are solely payments of principal and interest (SPPI) on the principal amount outstanding.

Debt instruments meeting these criteria are measured initially at fair value plus transaction costs.

They are subsequently measured at amortised cost using the effective interest method less any impairment, with interest recognised on an effective yield basis in investment income.

The effective interest method is a method of calculating the amortised cost of a debt instrument and of allocating interest over the relevant period. The effective interest rate is the rate that exactly discounts the estimated future cash receipts (including all fees on points paid or received that form an integral part of the effective interest rate, transaction costs and other premiums or discounts) through the expected life of the debt instrument, or (where appropriate) a shorter period, to the net carrying amount on initial recognition.

The company may irrevocably elect at initial recognition to classify a debt instrument that meets the amortised cost criteria above as at Fair Value Through Profit & Loss (FVTPL) if that designation eliminates or significantly reduces an accounting mismatch had the financial asset been measured at amortised cost.

Equity instruments

At initial recognition, an irrevocable election is made (on an instrument-by-instrument basis) to designate investments in equity instruments other than held for trading purpose at FVTOCI.

A financial asset is held for trading if:

- it has been acquired principally for the purpose of selling it in the near term; or
- on initial recognition it is part of a portfolio of identified financial instruments that the Group manages together and has evidence of a recent actual pattern of short-term profit-taking; or
- it is a derivative that is not designated and effective as a hedging instrument or a financial guarantee.

If the company decides to classify an equity instrument as at FVTOCI, then all fair value changes on the instrument, excluding dividends, are recognised in the OCI. There is no recycling of the amounts from OCI to the statement of profit and loss, even on sale of investment. However, the company may transfer the cumulative gain or loss within equity. Equity investments designated as FVTOCI are not subject to impairment assessment.

Equity instruments included within the FVTPL category are measured at fair value with all fair value changes recognised in the statement of profit and loss.

Financial assets at fair value through profit or loss (FVTPL)

Financial assets that do not meet the criteria of classifying as amortised cost or fair value through other comprehensive income described above, or that meet the criteria but the entity has chosen to designate as at FVTPL at initial recognition, are measured at FVTPL.



Investments in equity instruments are classified as at FVTPL, unless the company designates an investment that is not held for trading at FVTOCI at initial recognition.

Financial assets classified at FVTPL are initially measured at fair value excluding transaction costs.

Financial assets at FVTPL are subsequently measured at fair value, with any gains or losses arising on remeasurement recognised in the statement of profit and loss.

Dividend income on investments in equity instruments at FVTPL is recognised in the statement of profit and loss in investment income when the company's right to receive the dividends is established, it is probable that the economic benefits associated with the dividend will flow to the entity; and the amount of the dividend can be measured reliably.

Impairment of financial assets

On initial recognition of the financial assets, a loss allowance for expected credit loss is recognised for debt instruments at amortised cost and FVTOCI. For debt instruments that are measured at FVTOCI, the loss allowance is recognised in other comprehensive income in the statement of profit and loss and does not reduce the carrying amount of the financial asset in the balance sheet.

Expected credit loss of a financial instrument is measured in a way that reflects:

- i) an unbiased and probability-weighted amount that is determined by evaluating a range of possible
- ii) the time value of money; and
- iii) reasonable and supportable information that is available without undue cost or effort at the reporting date about past events, current conditions and forecasts of future economic conditions

At each reporting date, the company assesses whether the credit risk on a financial instrument has increased significantly since initial recognition.

When making the assessment, the company compares the risk of a default occurring on the financial instrument as at the reporting date with the risk of a default occurring on the financial instrument as at the date of initial recognition and consider reasonable and supportable information, that is available without undue cost or effort, that is indicative of significant increases in credit risk since initial recognition.

If, at the reporting date, the credit risk on a financial instrument has not increased significantly since initial recognition, the company measures the loss allowance for that financial instrument at an amount equal to 12-month expected credit losses. If, the credit risk on that financial instrument has increased significantly since initial recognition, the company measures the loss allowance for a financial instrument at an amount equal to the lifetime expected credit losses.

The amount of expected credit losses (or reversal) that is required to adjust the loss allowance at the reporting date is recognised as an impairment gain or loss in the statement of profit and loss.

Derecognition of financial assets

The company derecognises a financial asset on trade date only when the contractual rights to the cash flows from the asset expire, or when it transfers the financial asset and substantially all the risks and rewards of ownership of the asset to another entity. If the company neither transfers nor retains substantially all the risks and rewards of ownership and continues to control the transferred asset, the company recognises its retained interest in the asset and an associated liability for amounts it may have to pay. If the company retains substantially all the risks and rewards of ownership of a transferred financial asset, the company continues to recognise the financial asset and also recognises a collateralised borrowing for the proceeds received



On derecognition of a financial asset other than in its entirety (e.g. when the company retains an option to repurchase part of a transferred asset), the company allocates the previous carrying amount of the financial asset between the part it continues to recognise under continuing involvement, and the part it no longer recognises on the basis of the relative fair values of those parts on the date of the transfer. The difference between the carrying amounts allocated to the part that is no longer recognised and the sum of the consideration received for the part no longer recognised and any cumulative gain or loss allocated to it that had been recognised in other comprehensive income is recognised in the statement of profit and loss. Cumulative gain or loss that had been recognised in other comprehensive income is allocated between the part that continues to be recognised and the part that is no longer recognised on the basis of the relative fair values of those parts.

Financial liabilities and equity instruments issued by the company

Classification as debt or equity

Debt and equity instruments are classified as either financial liabilities or as equity in accordance with the substance of the contractual arrangement.

Equity instruments

An equity instrument is any contract that evidences a residual interest in the assets of an entity after deducting all of its liabilities. Equity instruments issued by the company are recognised at the proceeds received, net of direct issue costs.

Financial liabilities

Financial liabilities are classified as either 'financial liabilities at FVTPL' or 'other financial liabilities'

Financial liabilities at FVTPL

Financial liabilities are classified as at FVTPL when the financial liability is either held for trading or it is designated as at FVTPL.

A financial liability is classified as held for trading if:

- i) it has been acquired or incurred principally for the purpose of repurchasing it in the near term; or
- ii) on initial recognition it is part of a portfolio of identified financial instruments that the company manages together and for which there is evidence of a recent actual pattern of short-term profit taking; or
- iii) It is a derivative that is not designated and effective as a hedging instrument.

A financial liability other than a financial liability held for trading may also be designated as at FVTPL upon initial recognition if:

- i) such designation eliminates or significantly reduces a measurement or recognition inconsistency that would otherwise arise; or
- ii) the financial liability forms part of a company of financial assets or financial liabilities or both, which is managed and its performance is evaluated on a fair value basis, in accordance with the company's documented risk management or investment strategy, and information about the companying is provided internally on that basis; or
- iii) It forms part of a contract containing one or more embedded derivatives, and Ind-AS 109 'Financial Instruments' permits the entire combined contract to be designated as at FVTPL

Financial liabilities at FVTPL are stated at fair value, with any gains or losses arising on remeasurement recognised in the statement of profit and loss, except for the amount of change in the fair value of the financial liability that is attributable to changes in the credit risk of that liability which is recognised in other comprehensive income

The net gain or loss recognised in the statement of profit and loss incorporates any interest paid on the financial liability.



Other financial liabilities

Other financial liabilities, including borrowings, are initially measured at fair value, net of transaction costs.

Other financial liabilities are subsequently measured at amortised cost using the effective interest method, with interest expense recognised on an effective yield basis.

The effective interest method is a method of calculating the amortised cost of a financial liability and of allocating interest expense over the relevant period. The effective interest rate is the rate that exactly discounts estimated future cash payments through the expected life of the financial liability, or (where appropriate) a shorter period, to the net carrying amount on initial recognition.

Reclassification of financial assets and liabilities

The company determines classification of financial assets and liabilities on initial recognition. After initial recognition, no re-classification is made for financial assets which are equity instruments and financial liabilities. For financial assets which are debt instruments, a re-classification is made only if there is a change in the business model for managing those assets. Changes to the business model are expected to be infrequent. The company's senior management determines change in the business model as a result of external or internal changes which are significant to the company's operations. Such changes are evident to external parties. A change in the business model occurs when the company either begins or ceases to perform an activity that is significant to its operations. If the company re-classifies financial assets, it applies the re-classification prospectively from the re-classification date which is the first day of the immediately next reporting period following the change in business model. The company does not re-state any previously recognised gains, losses (including impairment gains or losses) or interest.

Offsetting financial instruments

Financial assets and liabilities are offset and the net amount reported in the balance sheet when there is a legally enforceable right to offset the recognised amounts and there is an intention to settle on a net basis or realise the asset and settle the liability simultaneously. The legally enforceable right must not be contingent on future events and must be enforceable in the normal course of business and in the event of default, insolvency or bankruptcy of the company or the counterparty.

Fair value measurement

Fair value is the price that would be received to sell an asset or paid to transfer a liability in an orderly transaction between market participants at the measurement date. A fair value measurement assumes that the transaction to sell the asset or transfer the liability takes place either in the principal market for the asset or liability or in the absence of a principal market, in the most advantageous market for the asset or liability. The principal market or the most advantageous market must be accessible to the company.

The fair value of an asset or a liability is measured using the assumptions that market participants would use when pricing the asset or liability, assuming that market participants act in their economic best interest.

A fair value measurement of a non-financial asset takes into account a market participant's ability to generate economic benefits by using the asset in its highest and best use or by selling it to another market participant that would use the asset in its highest and best use.

The company uses valuation techniques that are appropriate in the circumstances and for which sufficient data are available to measure fair value, maximizing the use of relevant observable inputs and minimizing the use of unobservable inputs.

All assets and liabilities for which fair value is measured or disclosed in the financial statements are categorized within the fair value hierarchy based on the lowest level input that is significant to the fair value measurement as a whole. The fair value hierarchy is described as below:



Level 1 – unadjusted quoted price in active markets for identical assets and liabilities.

Level 2 – Inputs other than quoted prices included within Level 1 that are observable for the asset or liability, either directly or indirectly

Level 3 – unobservable inputs for the asset or liability

For assets and liabilities that are recognised in the financial statements at fair value on a recurring basis, the company determines whether transfers have occurred between levels in the hierarchy by re-assessing categorization at the end of each reporting period.

For the purpose of fair value disclosures, the company has determined classes of assets and liabilities on the basis of the nature, characteristics and risks of the asset or liability and the level of fair value hierarchy.

2.13 Critical estimates and judgements

The preparation of financial statements requires management to make judgments, estimates and assumptions in the application of accounting policies that affect the reported amounts of assets, liabilities, income and expenses. Actual results may differ from these estimates. Continuous evaluation is done on the estimation and judgments based on historical experience and other factors, including expectations of future events that are believed to be reasonable. Revisions to accounting estimates are recognised prospectively.

Information about critical judgments in applying accounting policies, as well as estimates and assumptions that have the most significant effect to the carrying amounts of assets and liabilities within the next financial year, are included in the following notes:

- Useful life of investment properties
- Estimation of provisions and contingent liabilities

2.14 Ind AS modified but not effective as at Balance Sheet date

The following standards modified by MCA become effective w.e.f. 1st April 2023.

Particulars	Effective date
Modification to existing Ind Accounting Standard	
Ind AS 101 - First-time Adoption of Indian Accounting Standards	1st April, 2023
Ind AS 102 - Share- based Payment	1st April, 2023
Ind AS 103 - Business Combinations	1st April, 2023
Ind AS 107 - Financial Instruments: Disclosures	1st April, 2023
Ind AS 109 - Financial Instruments	1st April, 2023
Ind AS 115 - Revenue from Contracts with Customers	1st April, 2023
Ind AS 1 - Presentation of Financial Statements	1st April, 2023
Ind AS 8 - Accounting Policies, Changes in Accounting Estimates and Errors	1st April, 2023
Ind AS 12 - Income Taxes	1st April, 2023
Ind AS 34 - Interim Financial Reporting	1st April, 2023

The company is assessing the potential impact of above amendments on the financial statements. The management presently is of the view that it would not have a material impact on the financial statements.



3 Investment properties

Particulars	Buildings
I. Gross block	
Balance as at 1st April, 2022	1,378.52
Additions during the year	-
Disposals during the year	-
Balance as at 31st March, 2023	1,378.52
II. Accumulated amortisation and impairment	
Balance as at 1st April, 2022	169.20
Additions during the year	28.20
Disposals during the year	-
Balance as at 31st March, 2023	197.41
III. Net block (I-II)	
Balance as at 31st March, 2023	1,181.11
I. Gross block	
Balance as at 1st April, 2021	1,378.52
Additions during the year	-
Disposals during the year	-
Balance as at 31st March, 2022	1,378.52
II. Accumulated amortisation and impairment	
Balance as at 1st April, 2021	141.00
Additions during the year	28.20
Disposals during the year	-
Balance as at 31st March, 2022	169.20
III. Net block (I-II)	
Balance as on 31st March, 2022	1,209.32

3.1 Fair value	As at 31st March, 2023	As at 31st March, 2022
Investment properties	5,475.75	5,162.85

- 3.2** The fair value of investment properties has been carried out on the basis of a valuation carried out on the respective dates by an accredited independent valuer. However, the said valuer is not a registered valuer as defined under Rule 2 of Companies (Registered Valuers and Valuation) Rules, 2017.
- 3.3** The fair value was determined based on the market comparable approach based on recent market prices without any significant adjustments being made to market observable data.



4 Non-current financial assets - Investments

Particulars	As at 31st March, 2023	As at 31st March, 2022
Investments measured at fair value through profit or loss (FVTPL)		
Quoted		
- Investments in mutual funds		
32125.6060 (previous year: Nil) units of ICICI Prudential Liquid Fund - Growth	106.22	-
Total	106.22	-
Aggregate book value of quoted investments	106.22	-
Aggregate market value of quoted investments	106.22	-

5 Non-current financial assets - Other financial assets

Particulars	As at 31st March, 2023	As at 31st March, 2022
Security deposits	0.55	0.55
Total	0.55	0.55

6 Other non-current assets

Particulars	As at 31st March, 2023	As at 31st March, 2022
Lease rent equalisation	71.00	3.54
Total	71.00	3.54

7 Current financial assets - Trade receivables

Particulars	As at 31st March, 2023	As at 31st March, 2022
Unsecured, which have significant increase in credit risk		
Trade receivables	-	15.35
Less: Allowance for expected credit loss (Refer note no. 7.1)	-	0.35
Total	-	15.00

7.1 Movement in allowance for credit loss

Particulars	As at 31st March, 2023	As at 31st March, 2022
Opening balance	0.35	-
Add: Allowance for expected credit loss made during the year	-	0.35
Less: Allowance for expected credit loss reversed / utilised during the year	0.35	-
Closing balance	-	0.35



7.2 Trade receivables ageing as at 31st March, 2023

Particulars	Outstanding for following periods from the date of the transaction					Total
	Less than 6 months	6 months - 1 year	1 - 2 years	2 - 3 years	More than 3 years	
(i) Undisputed trade receivables - considered good	-	-	-	-	-	-
(ii) Undisputed trade receivables - which have significant increase in credit risk	-	-	-	-	-	-
(iii) Undisputed trade receivables - credit impaired	-	-	-	-	-	-
(iv) Disputed trade receivables - considered good	-	-	-	-	-	-
(v) Disputed trade receivables - which have significant increase in credit risk	-	-	-	-	-	-
(vi) Disputed trade receivables - credit impaired	-	-	-	-	-	-
Less: Allowance for credit loss	-	-	-	-	-	-
Total	-	-	-	-	-	-



7.3 Trade receivables ageing as at 31st March, 2022

Particulars	Outstanding for following periods from the date of the transaction					Total
	Less than 6 months	6 months - 1 year	1 - 2 years	2 - 3 years	More than 3 years	
(i) Undisputed trade receivables - considered good	-	15.35	-	-	-	15.35
(ii) Undisputed trade receivables - which have significant increase in credit risk	-	-	-	-	-	-
(iii) Undisputed trade receivables - credit impaired	-	-	-	-	-	-
(iv) Disputed trade receivables - considered good	-	-	-	-	-	-
(v) Disputed trade receivables - which have significant increase in credit risk	-	-	-	-	-	-
(vi) Disputed trade receivables - credit impaired	-	-	-	-	-	-
	-	15.35	-	-	-	15.35
Less: Allowance for credit loss	-	-	-	-	-	0.35
Total	-	15.35	-	-	-	15.00



8 Current financial assets - Cash and bank balances

Particulars	As at 31st March, 2023	As at 31st March, 2022
(i) Cash and cash equivalents		
- Balances in current account with scheduled banks	94.29	4.28
- Cash on hand	0.03	0.03
	94.32	4.31
(ii) Balances other than (i) above		
- Balances in earmarked accounts (unpaid matured debentures)	34.92	34.92
- Deposit - money received under protest (Refer note no. 30 and 31)	1,144.43	1,094.82
- Fixed deposit with bank (with original maturity of more than 3 months but less than 12 months)	320.77	372.53
	1,500.12	1,502.27
Total	1,594.45	1,506.58

9 Current financial assets - Loans

Particulars	As at 31st March, 2023	As at 31st March, 2022
Other receivable	-	50.88
Total	-	50.88

10 Other current financial assets

Particulars	As at 31st March, 2023	As at 31st March, 2022
Accruals		
- Interest on fixed deposits	44.68	40.94
- Rent	-	282.69
Total	44.68	323.62

11 Current tax assets (net)

Particulars	As at 31st March, 2023	As at 31st March, 2022
Advance income tax (net of provisions) (Rs.817.30 lakhs, previous year Rs. 700.87 lakhs)	71.09	4.10
Total	71.09	4.10

12 Other assets (current)

Particulars	As at 31st March, 2023	As at 31st March, 2022
Balances with government authorities		
- GST credit receivable	7.59	0.12
Total	7.59	0.12



13 Equity share capital

Particulars	As at 31st March, 2023	As at 31st March, 2022
Authorised		
1,50,000 equity shares of Rs.10/- each (previous year 1,50,000 equity shares of Rs.10/- each)	15.00	15.00
	15.00	15.00
Issued, subscribed and paid-up		
1,50,000 equity shares of Rs.10/- each (previous year 1,50,000 equity shares of Rs.10/- each) fully paid-up	15.00	15.00
	15.00	15.00

13.1 Reconciliation of the number of shares at the beginning and at the end of the reporting period

Particulars	Opening balance	Fresh issue/ (buy-back)	Closing balance
Equity shares			
Year ended 31st March, 2023			
- Number of equity shares	150,000	-	150,000
Year ended 31st March, 2022			
- Number of equity shares	150,000	-	150,000

13.2 Rights, preferences and restrictions attached to equity shares

The company has only one class of equity shares having a par value of ₹ 10 per share. Each equity shareholder is entitled to one vote per share. Accordingly, all the equity shares rank equally with regard to dividend and share in the company's residual assets. The equity shareholders are entitled to receive dividend as and when declared from time to time. On winding up of the company, the holder's of equity shares will be entitled to receive the residual assets of the company after distribution of all the preferential amounts in proportion to the number of equity shares held.

13.3 Details of shares held by holding company

Sr. no.	Particulars	No. of shares held	% held
I	As at 31st March, 2023		
	Navin Fluorine International Limited	150,000	100%
II	As at 31st March, 2022		
	Navin Fluorine International Limited	150,000	100%

13.4 Details of shares held by promoters in the company

Sr. no.	Promoter name	No. of shares held	% of total shares	% Change during the year
I	As at 31st March, 2023			
	Navin Fluorine International Limited	150,000	100%	0.00%
II	As at 31st March, 2022			
	Navin Fluorine International Limited	150,000	100%	0.00%



13 Equity share capital

Particulars	As at 31st March, 2023	As at 31st March, 2022
Authorised		
1,50,000 equity shares of Rs.10/- each (previous year 1,50,000 equity shares of Rs.10/- each)	15.00	15.00
	15.00	15.00
Issued, subscribed and paid-up		
1,50,000 equity shares of Rs.10/- each (previous year 1,50,000 equity shares of Rs.10/- each) fully paid-up	15.00	15.00
	15.00	15.00

13.1 Reconciliation of the number of shares at the beginning and at the end of the reporting period

Particulars	Opening balance	Fresh issue/ (buy-back)	Closing balance
Equity shares			
Year ended 31st March, 2023			
- Number of equity shares	150,000	-	150,000
Year ended 31st March, 2022			
- Number of equity shares	150,000	-	150,000

13.2 Rights, preferences and restrictions attached to equity shares

The company has only one class of equity shares having a par value of ₹ 10 per share. Each equity shareholder is entitled to one vote per share. Accordingly, all the equity shares rank equally with regard to dividend and share in the company's residual assets. The equity shareholders are entitled to receive dividend as and when declared from time to time. On winding up of the company, the holder's of equity shares will be entitled to receive the residual assets of the company after distribution of all the preferential amounts in proportion to the number of equity shares held.

13.3 Details of shares held by holding company

Sr. no.	Particulars	No. of shares held	% held
I	As at 31st March, 2023 Navin Fluorine International Limited	150,000	100%
II	As at 31st March, 2022 Navin Fluorine International Limited	150,000	100%

13.4 Details of shares held by promoters in the company

Sr. no.	Promoter name	No. of shares held	% of total shares	% Change during the year
I	As at 31st March, 2023 Navin Fluorine International Limited	150,000	100%	0.00%
II	As at 31st March, 2022 Navin Fluorine International Limited	150,000	100%	0.00%



14 Other equity

Particulars	As at 31st March, 2023	As at 31st March, 2022
(i) Deemed contribution from parent		
Balance at the beginning of the year	815.54	815.54
Add/(less) : Additions and deductions during the year	-	-
Balance at the end of the year	815.54	815.54
(ii) Retained earnings		
Balance at the beginning of the year	245.88	(18.68)
Add: Profit for the year	388.19	264.55
Balance at the end of the year	634.07	245.88
Total	1,449.60	1,061.42

The company has availed a long term interest free loan from its parent company. Loan has been measured at fair value and the difference of principal amount of loan and the fair value of loan is being treated as 'deemed contribution from parent'.

15 Non-current financial liabilities - Borrowings

Particulars	As at 31st March, 2023	As at 31st March, 2022
Unsecured - at amortised cost		
Term loan from parent company (interest free)	171.86	691.59
Less: Current maturities of long term borrowings	171.86	240.00
Total	-	451.59



16 Income tax

The income tax expense consists of the following:

Particulars	As at 31st March, 2023	As at 31st March, 2022
Current tax	99.33	82.54
Deferred tax charge/(credit)	17.40	(5.75)
Total income tax expenses recognised in the current year	116.73	76.79

16.1 The reconciliation of estimated income tax expense at statutory income tax rate to income tax expense reported in Statement of Profit and Loss is as follows:

Particulars	For the year ended 31st March, 2023	For the year ended 31st March, 2022
Profit before tax	504.92	341.35
Applicable income tax rate	25.168%	25.168%
Expected income tax expense	127.08	85.91
<u>Tax effect of adjustments to reconcile expected income tax benefit to reported income tax expense:</u>		
(i) Tax allowances	(41.02)	(32.29)
(ii) Expenses not deductible for tax purposes	30.68	23.96
(iii) Adjustment in deferred tax (including indexation benefits on temporary differences)	-	(0.79)
	(10.35)	(9.12)
Income tax expense recognised in statement of profit and loss	116.73	76.79

16.2 The tax rate used for 2022-2023 and 2021-2022 reconciliation above is the corporate tax rate (including cess and relevant surcharge) applicable for corporate entities in India on taxable profits under the Indian tax laws.

16.3 Reflected in Balance Sheet as follows:

Particulars	As at 31st March, 2023	As at 31st March, 2022
Deferred tax liabilities		
Lease rent equalisation	17.87	0.89
Investments measured at fair value	0.33	-
Deferred tax assets		
Allowance for credit loss	-	0.09
Net deferred tax liabilities recognised	18.20	0.80



16.4 Movement of deferred tax during the year ended 31st March, 2023

Particulars	As at 31st March, 2023		
	Opening balance	Recognised in profit or loss	Closing balance
<u>Deferred tax liabilities in relation to:</u>			
Lease rent equalisation	0.89	16.98	17.87
Investments measured at fair value	-	0.33	0.33
	0.89	17.31	18.20
<u>Deferred tax asset in relation to:</u>			
Allowance for credit loss	0.09	(0.09)	-
Deferred tax liabilities (net)	0.80	17.40	18.20

16.5 Movement of deferred tax during the year ended 31st March, 2022

Particulars	As at 31st March, 2022		
	Opening balance	Recognised in profit or loss	Closing balance
<u>Deferred tax liabilities in relation to:</u>			
Lease rent equalisation	2.27	(1.38)	0.89
Investments measured at fair value	4.28	(4.28)	-
	6.55	(5.66)	0.89
<u>Deferred tax asset in relation to:</u>			
Allowance for credit loss	-	0.09	0.09
Deferred tax liabilities (net)	6.55	(5.75)	0.80

16.6 Deferred tax is not recognised on the carrying value of immovable properties, as disposal thereof is not envisaged, being leasing the same is the only activity of the company.



17 Current financial liabilities - Borrowings

Particulars	As at 31st March, 2023	As at 31st March, 2022
Current maturities of long term borrowings (Refer note no. 15)	171.86	240.00
Total	171.86	240.00

18 Current financial liabilities - Trade payables

Particulars	As at 31st March, 2023	As at 31st March, 2022
Trade payables		
- Total outstanding dues of micro enterprises and small enterprises (Refer note no. 18.3)		-
- Total outstanding dues of creditors other than micro enterprises and small enterprises	1.35	1.22
Total	1.35	1.22

18.1 Trade payables ageing as of 31st March, 2023

Particulars	Unbilled	Outstanding for following periods from due date of payment				Total
		Less than 1 year	1 - 2 years	2 - 3 years	More than 3 years	
(i) MSME	-	-	-	-	-	-
(ii) Others	1.35	-	-	-	-	1.35
(iii) Disputed dues - MSME	-	-	-	-	-	-
(iv) Disputed dues - Others	-	-	-	-	-	-

18.2 Trade payables ageing as of 31st March, 2022

Particulars	Unbilled	Outstanding for following periods from due date of payment				Total
		Less than 1 year	1 - 2 years	2 - 3 years	More than 3 years	
(i) MSME	-	-	-	-	-	-
(ii) Others	1.22	-	-	-	-	1.22
(iii) Disputed dues - MSME	-	-	-	-	-	-
(iv) Disputed dues - Others	-	-	-	-	-	-



18.3 Details of dues to micro, small and medium enterprises as per MSMED Act, 2006

Particulars	As at 31st March, 2023	As at 31st March, 2022
The principal amount outstanding at the end of the year (not due)	-	-
Interest due thereon remaining unpaid to any suppliers as at 31st March.	-	-
The amount of interest paid by the company in terms of section 16 of the MSMED Act, 2006.	-	-
The amount of the payment made to the supplier beyond the appointed day during each accounting year in terms of section 16 of the MSMED Act, 2006.	-	-
The amount of interest due and payable for the period of delay in making payments.	-	-
The amount of interest accrued and remaining unpaid as at 31st March.	-	-
The amount of further interest remaining due and payable even in the succeeding years, until such date when the interest dues as above are actually paid to the small enterprises, for the purpose of disallowance as a deductible expenditure under section 23 of the MSMED Act, 2006.	-	-
Total		-

Dues to micro enterprises and small enterprises have been determined to the extent such parties have been identified on the basis of information collected by the management. This has been relied upon by the statutory auditors.

19 Current financial liabilities - Others

Particulars	As at 31st March, 2023	As at 31st March, 2022
Security deposits received	192.71	124.68
Unclaimed matured debentures and interest accrued thereon	35.31	35.31
Total	228.02	159.99

20 Other current liabilities

Particulars	As at 31st March, 2023	As at 31st March, 2022
Deposits from ex-tenants (Refer note no. 30 and 31)	1,184.88	1,130.85
Statutory dues	7.77	52.85
Total	1,192.65	1,183.70



21 Revenue from operations

Particulars	For the year ended 31st March, 2023	For the year ended 31st March, 2022
Rental income from operating leases	622.07	434.95
Total	622.07	434.95

Lease deed with UCO Bank got expired on 15th May, 2021. Subject to renewal, in the preceding year the rental income was accrued based on the old arrangement. In the current year the lease deed has been executed revising the terms from the expiry date. accordingly, the rental income for the year include Rs. 53.32 lakhs, being the incremental rental income for the period 16th May, 2021 to 31st March, 2022.

22 Other income

Particulars	For the year ended 31st March, 2023	For the year ended 31st March, 2022
Interest from banks on deposits	18.82	13.57
Gain on redemption of investments	0.10	-
Net gain on investments measured at fair value through profit and loss	1.33	4.41
Provision for expected credit loss on receivable written-back	0.35	-
Total	20.60	17.98



23 Finance cost

Particulars	For the year ended 31st March, 2023	For the year ended 31st March, 2022
Unwinding of interest cost on interest free term loan	60.51	58.20
Total	60.51	58.20

24 Other expenses

Particulars	For the year ended 31st March, 2023	For the year ended 31st March, 2022
Repairs and maintenance of investment property	7.56	8.46
Rates and taxes	38.14	12.80
Insurance - building	0.28	0.35
Legal and professional charges (Refer note no. 24.1)	3.03	3.22
Allowance for expected credit loss	-	0.35
Miscellaneous expenses	0.03	0.00
Total	49.04	25.18

Particulars	For the year ended 31st March, 2023	For the year ended 31st March, 2022
Payment to the auditors'		
- Audit fees	1.50	1.35
- Other services	0.40	0.15
Total	1.90	1.50



25 Financial instruments and risk review

25.1 Capital management

The company manages its capital to ensure that company will be able to continue as a going concern while maximizing the return through the optimization of the debt and equity balance. The capital structure of the company consists of net debt (borrowings off set by cash and bank balances) and equity of the company.

The company's capital requirement is mainly to fund its working capital requirements. The principal source of funding the investment properties was interest free loan from its parent company. The company generates cash from its operations, which would be used to repay the borrowings from the Parent company. The company is not subject to any externally imposed capital requirements.

25.2 Categories of financial instruments

Particulars	As at 31st March, 2023	As at 31st March, 2022
Financial assets		
<u>Measured at amortised cost</u>		
– Other financial assets (non-current)	0.55	0.55
– Trade receivables	-	15.00
– Cash and bank balances	1,594.45	1,506.58
– Loans	0.55	51.43
– Other financial assets (current)	44.68	323.62
<u>Measured at fair value through profit and loss (FVTPL)</u>		
– Investment in mutual funds	106.22	-
Financial liabilities		
<u>Measured at Amortised Cost</u>		
– Long term borrowings	-	451.59
– Trade payables	1.35	1.22
– Current maturities of long term borrowings	171.86	240.00
– Other financial liabilities	228.02	159.99

At the end of the reporting period, there are no significant concentration of credit risk for financial assets measured at FVTPL. The carrying amount reflected above represents the company's maximum exposure to credit risk for such financial assets.

25.3 Financial risk management objectives

The company has limited type of financial instruments and therefore is not exposed much to the risks attached to the financial instruments. The company's management monitors and manages the financial risks relating to the financial instruments. The company is exposed to market risk, credit risk and liquidity risk.

25.4 Market risks

The company does not deal in transaction in currency other than its functional currency therefore it is not exposed to foreign currency exchange risk. Similarly, the company does not have exposures to interest bearing securities.

25.5 Credit risk

Credit risk refers to the risk that a counterparty will default on its contractual obligations and arises principally from the company's receivables resulting in financial loss to the company. The company generally receives rentals in advance, except does not have any trade receivables as the rentals are received in advance and therefore credit risk exposure is minimum. For company, credit risk arises from balances with banks, for which it does not have significant concentration of credit risk. The credit risk on investment in mutual funds / balances with banks is limited because the counterparties are banks or mutual funds duly recognised by the Securities Exchange Board of India with high credit-ratings assigned by credit-rating agencies.

The company follows 'simplified approach' for recognition of allowances for credit losses, which is based on historical credit loss adjustment duly adjusted for forward looking estimates, the details of which are as under:



Particulars	As at 31st March, 2023	As at 31st March, 2022
Balance at the beginning of the year	0.35	-
Allowance for credit losses recognized/ (reversed) during the year (net)	(0.35)	0.35
Balance at the end of the year	-	0.35

25.6 Liquidity risk

The company has an interest free loan from its parent company. The loan has been granted as a support to the company under the Order of Board of Industrial and Financial Reconstruction when the company was established. There is an agreed repayment schedule for the loan.

Liquidity risk tables

The following table details the company's remaining contractual maturity for its financial liabilities (non-derivative and derivative) with agreed repayment periods. The tables have been drawn up based on the undiscounted cash flows of financial liabilities based on the earliest date on which the company can be required to pay. The tables include both interest and principal cash flows, if any. Maturity profile of interest free loan is derived based on the expectation.

Particulars	Carrying amount	Less than 1 year	More than 1 year	Total
As at 31st March, 2023				
– Long term borrowings	-	-	-	-
– Trade payables	1.35	1.35	-	1.35
– Current maturities of long term borrowings	171.86	171.86	-	171.86
– Other financial liabilities	228.02	228.02	-	228.02
As at 31st March, 2022				
– Long term borrowings	451.59	-	451.59	451.59
– Trade payables	1.22	1.22	-	1.22
– Current maturities of long term borrowings	240.00	240.00	-	240.00
– Other financial liabilities	159.99	159.99	-	159.99

Fair value measurement and related disclosures

This section explains the judgements and estimates made in determining the fair values of the financial instruments that are (a) recognised and measured at fair value and (b) measured at amortised cost and for which fair values are disclosed in the financial statements. To provide an indication about the reliability of the inputs used in determining the fair value, the company has classified its financial instruments into the three levels prescribed under the accounting standard. An explanation of each level follows underneath the table.

Financial assets measured at fair value - recurring fair value measurements	Level 1	Level 2	Level 3	Total
Financial assets				
– <u>Investments in mutual funds</u>				
As at 31st March, 2023	106.22	-	-	106.22
As at 31st March, 2022	-	-	-	-

Level 1 : Level 1 hierarchy includes financial instruments measured using quoted prices. This includes mutual funds that have quoted price. The mutual funds are valued using the closing NAV.

Level 2: The fair value of financial instruments that are not traded in an active market is determined using valuation techniques which maximise the use of observable market data and rely as little as possible on entity-specific estimates. If all significant inputs required to fair value an instrument are observable, the instrument is included in level 2.

Level 3: If one or more of the significant inputs is not based on observable market data, the instrument is included in level 3.

Fair value of financial assets and liabilities measured at amortised cost

Management of the company considers that the carrying amounts of financial assets and financial liabilities recognised in the balance sheet approximate their fair values.



26 Operating segments

The company is in the business of rentals of investment properties, which is the only reportable operating segment. Hence, separate disclosure requirements of Ind AS-108 Operating Segment are not applicable.

27 Leasing arrangement in respect of investment properties

27.1 Amount recognised in the statement of profit and loss

Particulars	As at 31st March, 2023	As at 31st March, 2022
Rental income (Refer note no. 21)	622.07	434.95
Direct operating expenses from the property that generated rental income	45.98	21.62
Profit from investment properties before depreciation	576.09	413.33
Depreciation	28.20	28.20
Profit from investment properties	547.89	385.13

27.2 The company has given office premises under lease rental agreement. These office premises have been presented as investment properties in these financial statements. Details of minimum lease payments for non-cancellable leases are as under:

Particulars	As at 31st March, 2023	As at 31st March, 2022
Not later than one year	383.42	383.42
Later than one year and not later than five years	2,321.66	2,198.00
Later than five years	569.78	1,076.85
Total	3,274.85	3,658.27

28 Related party disclosures

28.1 Name of related party and its relationship with company

Related party	Relationship
Navin Fluorine International Limited	Parent entity and ultimate controlling party



28.2 Transactions with related parties

Particulars	For the year ended 31st March, 2023	For the year ended 31st March, 2022
Parent entity and ultimate controlling party		
- Navin Fluorine International Limited		
(i) Rental income	124.93	116.71
(ii) Unwinding of interest cost on interest free term loan	60.51	58.20
(iii) Loan/ advances received	216.66	73.82
(iv) Repayment of loan	796.90	148.82

28.3 Outstanding balances as of year end

Particulars	As at 31st March, 2023	As at 31st March, 2022
Parent entity and ultimate controlling party		
- Navin Fluorine International Limited		
Loan availed	171.86	691.59
Security deposit payable	1.00	1.00

29 Contingent liabilities and other commitments

29.1 Contingent liability

Description	As at 31st March, 2023	As at 31st March, 2022
In respect of:		
Income tax matters disputed in appeal	25.66	25.66

29.1.1 It is not practicable for the company to estimate the closure of these issues and the consequential timings of cash flows, if any, in respect of the above.

29.2 Other commitments

There are no capital or other commitments pending on the part of the company.

30 The company was identified as a 'special purpose vehicle' for the implementation of the rehabilitation scheme on 30th October, 2002 (issued on 15th November, 2002) of Mafatlal Industries Limited (MIL) sanctioned by the Board for Industrial & Financial Reconstruction, as MIL was declared a sick industrial undertaking, within the meaning of section 3(1)(o) of the Sick Industrial Companies (Special Provisions) Act, 1985. Under the Scheme, amongst the various steps, the chemical division was de-merged to Navin Fluorine International Limited (NFIL) and the Real Estate and Investment Business of MIL was demerged to the company for settlement of MIL's secured term lenders. NFIL became the Parent company during the year ended 31st March, 2005.



- 31 Before transfer of assets to the company by MIL pursuant to its sanctioned scheme of rehabilitation, MIL had initiated steps for revision in rent/recovery of expenses and filed legal proceedings for eviction of some of its tenants/ (now) ex-tenants who were occupying at that time some of the premises in its building at Nariman Point, Mumbai. Pending resolution of those legal cases, rent of Rs. Nil, previous year, Rs. Nil, (aggregate to date, Rs. 66.43 lacs, as at 31st March, 2022, Rs.66.43 lacs) and recovery of expenses, of Rs. Nil, previous year, Rs. Nil (aggregate to date, Rs. 42.40 lacs, as at 31st March, 2022 Rs. 42.40 lacs), have not been accounted, on legal advice. The ex-tenants have filed Civil Revision Application and secured a stay from the Hon'ble Bombay High Court in April 2013 against the Order of the appeal bench of Hon'ble Small Causes Court awarding an increased amount to the company. During the year 2014-15, pursuant to the directions of the Hon'ble Bombay High Court and the Undertakings provided by the company, the company received Rs. 655.58 lacs deposited by the ex- tenants, which is subject to final disposal of the matter. The company is liable to refund the amount if the final decision goes against the company. Pending final decision on the matter, the aforesaid amount has been kept in term deposit account and the interest thereon is not considered as an Income.



32 Basic and diluted earnings per share

Particulars	For the year ended 31st March, 2023	For the year ended 31st March, 2022
Profit attributable to equity shareholders	388.19	264.55
Weighted average number of equity shares (Nos.)	150,000	150,000
Par value per share (Rupees)	10.00	10.00
Basic and diluted earnings per share (Rupees)	258.79	176.37



33 Disclosure of ratios

Sr. no.	Particulars	Formula's used	Ratios		Variance	Reason for variance
			As at 31st March, 2023	As at 31st March, 2022		
1	Current ratio (in times)	Current assets Current liabilities	1.08	1.20	-10.11%	-
2	Debt equity ratio (in times)	Total debt Shareholder's equity	0.12	0.64	-81.74%	Refer note no. 33.1
3	Debts services coverage ratio (in times)	Earning available for debt services Debt services	1.39	0.51	173.41%	Refer note no. 33.2
4	Return on equity (in %)	Net profit after taxes - Preference dividend (if any) Average shareholder's equity	30.55%	28.02%	9.04%	-
5	Inventory turnover ratio (in times)	Cost of goods sold or Sales Average inventory	NA	NA	NA	-
6	Trade receivable turnover ratio (in times)	Net sales Average accounts receivables	82.94	57.99	43.02%	Refer note no. 33.2
7	Trade payable turnover ratio (in times)	Net credit purchase Average trade payable	NA	NA	NA	-
8	Net capital turnover ratio (in times)	Net sales Average working capital	2.83	5.66	-49.98%	Refer note no. 33.2
9	Net profit ratio (in %)	Net profit (after tax) Net sales	62.40%	60.82%	2.60%	-
10	Return on capital employed (in %)	Earning before interest and taxes Capital employed	38.61%	37.12%	4.01%	-
11	Return on investment (in %)	Income from invested funds including fair valuation Average invested funds	2.69%	6.30%	-57.24%	Refer note no. 33.3

33.1 Repayment of debt has resulted in reduction of ratio.

33.2 Increase in revenue has resulted into an improvement of ratios.

33.3 On an average lesser investment in current year vis-à-vis last year has resulted in reduction of ratio.



34 Following additional regulatory information in terms of clause L of note 6 and clause (n) of note 7 of Division II to Schedule III of the Act is disclosed to the extent applicable / regulatory in nature.

34.1 Wilful defaulter

As on 31st March, 2023 the company has not been declared wilful defaulter by any bank/financial institution or other lender.

34.2 Utilisation of borrowed funds

The company has not advanced any funds or loaned or invested by the company to or in any other person(s) or entities, including foreign entities ("Intermediaries"), with the understanding that the intermediary shall whether directly or indirectly lend or invest in other persons or entities identified in any manner by or on behalf of the company (Ultimate Beneficiaries) or provide any guarantee, security or the like on behalf of ultimate beneficiaries.

The company has not received any funds from any person(s) or entities including foreign entities ("Funding Parties") with the understanding that the company shall whether, directly or indirectly, lend or invest in other persons or entities identified in any manner whatsoever by or on behalf of the funding party (ultimate beneficiaries) or provide guarantee, security or the like on behalf of the Ultimate beneficiaries.

34.3 Benami property

No proceedings have been initiated or pending against the company as on 31st March, 2023 for holding any benami property under the Benami Transactions (Prohibition) Act, 1988 and rules made thereunder.

34.4 Relationship with struck-off companies

The company does not have any transaction with companies struck off under section 248 of the Act or section 560 of Companies Act, 1956.

34.5 Compliance with approved scheme(s) of arrangements

The company has not entered into scheme of arrangements in terms of sections 230 to 237 of the Companies Act, 2013.

35 Previous year's figures have been regrouped/reclassified wherever necessary to correspond with the current year's classifications / disclosures.

As per our report of even date attached

For M A Parikh Shah & Associates LLP

Chartered Accountants

Firm Registration No : 107556W / W100897




Dhaval B. Selwadia
Partner
Membership no. 100023

Place : Mumbai
Date : 10-05-2023



For and on behalf of the Board of Directors



Anish Ganatra **M. D. Pandya**
Director Director
DIN: 10074681 DIN: 00087976

Place : Mumbai
Date : 10-05-2023

